

## Graduate Employment Survey 2019

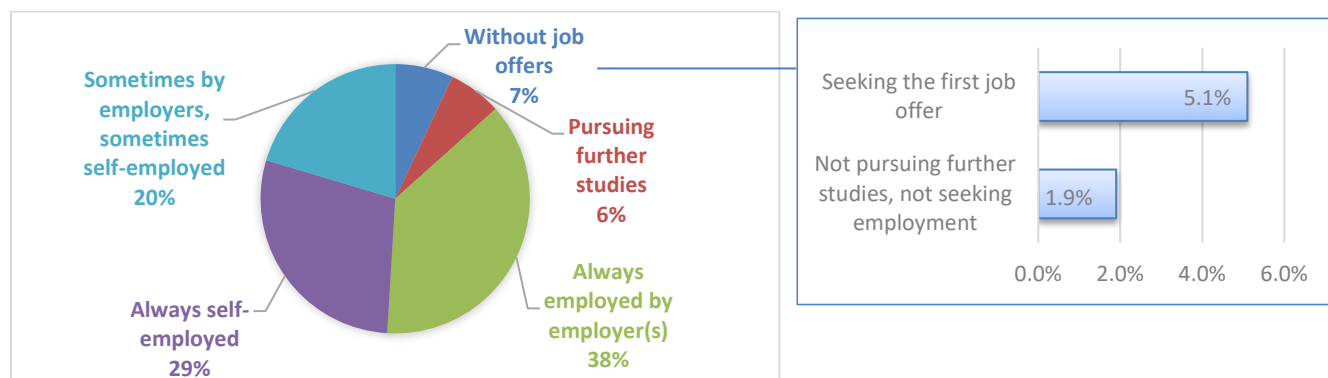
### Summary

#### (1) Key Findings

- (1.1) The overall level of respondents in employment or undertaking further studies was 93%.
- (1.2) Around 67% of respondents in employment were working in the “performing arts” sector.
- (1.3) More than 67% of respondents secured their first job offer / project contract before graduation.
- (1.4) More than 92% of respondents received a job offer within 2 or 3 months.
- (1.5) More than 73% of respondents received 3 or more job offers / project contracts.
- (1.6) More than 68% of respondents’ average monthly income was HK\$10,000-HK\$14,999 or above.
- (1.7) “Collaborate effectively with others”, “communicate competently and confidently”, and “apply my knowledge, skills and experience” were the most valued learning experiences.

## (2) Recent Employment Status

(2.1) The overall level of “always employed by employer(s)<sup>1</sup>”, “always self-employed<sup>2</sup>”, “sometimes by employer(s), sometimes self-employed” and “pursuing further studies” was 93%.



(2.2) The main reasons for respondents not seeking employment included taking a break, planning to pursue further studies and planning for their career plan.

(2.3) The overall level of employment and further studies among the six Schools:

School	Recent Employment Status						
	Always employed by employer(s) (a)	Always self-employed (b)	Sometimes employed by employer(s), sometimes self-employed (c)	Pursuing further studies (d)	Overall rate of employment and further studies (a)+(b)+(c)+(d)	Seeking the first job offer	Not pursuing further studies, not seeking employment
Chinese Opera	33.3%	16.7%	0.0%	33.3%	83.3%	16.7%	0.0%
Dance	61.5%	23.1%	7.7%	0.0%	92.3%	7.7%	0.0%
Drama	61.9%	14.3%	23.8%	0.0%	100.0%	0.0%	0.0%
Film and Television	25.0%	43.8%	18.8%	0.0%	87.6%	6.3%	6.3%
Music	9.8%	43.9%	24.4%	14.6%	92.7%	4.9%	2.4%
Theatre and Entertainment Arts	42.6%	21.3%	25.5%	4.3%	93.7%	4.3%	2.1%

<sup>1</sup> Having full-time contract with one employer and working not less than 35 hours per week

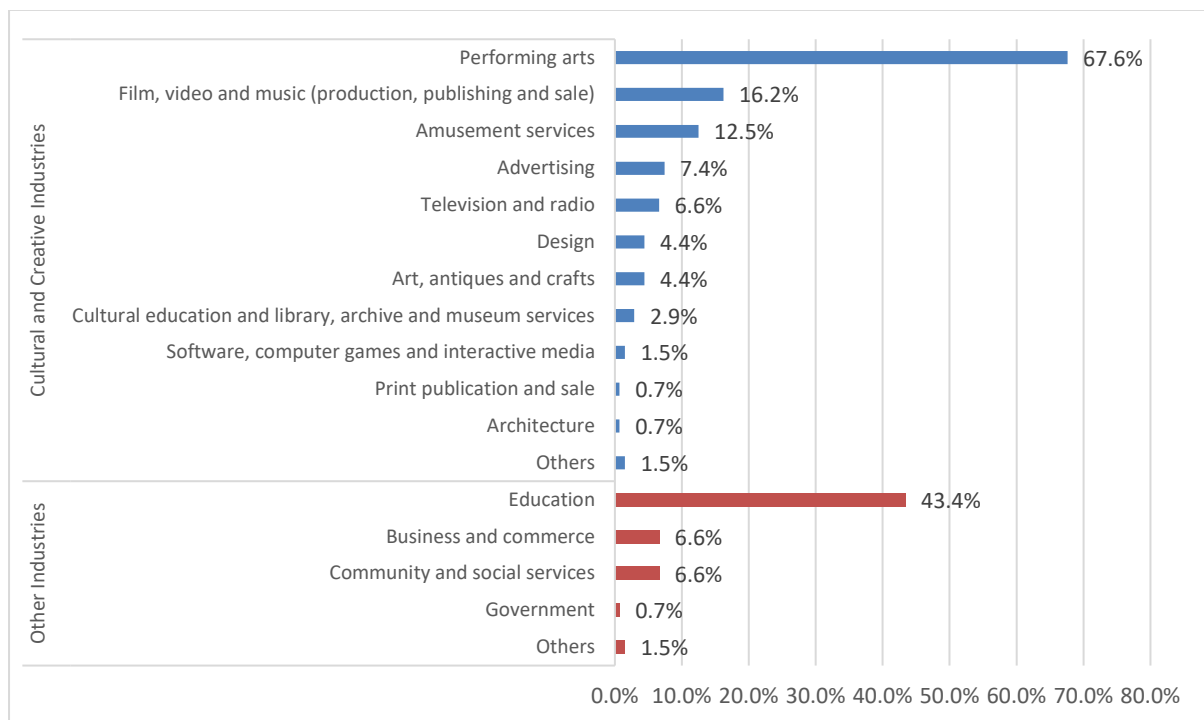
<sup>2</sup> Multiple response allowed as respondents might work with employment contracts from several employers, i.e. a portfolio career.

(2.4) The overall rate of employment and further studies regarding the respondents' places of origin:

Place of Origin	Recent Employment Status						
	Always employed by employer(s) (a)	Always self-employed (b)	Sometimes employed by employer(s), sometimes self-employed (c)	Pursuing further studies (d)	Overall rate of employment and further studies (a)+(b)+(c)+(d)	Seeking the first job offer	Not pursuing further studies, not seeking employment
Local Graduate	36.8%	29.2%	20.8%	6.3%	93.1%	5.6%	1.4%
Mainland Graduate	44.4%	33.3%	11.1%	0.0%	88.8%	0.0%	11.1%
Other non-local Graduate	50.0%	0.0%	25.0%	25.0%	100.0%	0.0%	0.0%

### (3) Employment Details<sup>3</sup>

(3.1) Major sectors in which graduates were full-time employed or self-employed:



<sup>3</sup> Multiple response allowed as respondents might work with employment contracts from several employers, i.e. a portfolio career.

(3.2) 29.7% of the employed graduates were employed by the HAB-funded nine major performing arts groups.

(3.3) Major employers of the graduates:

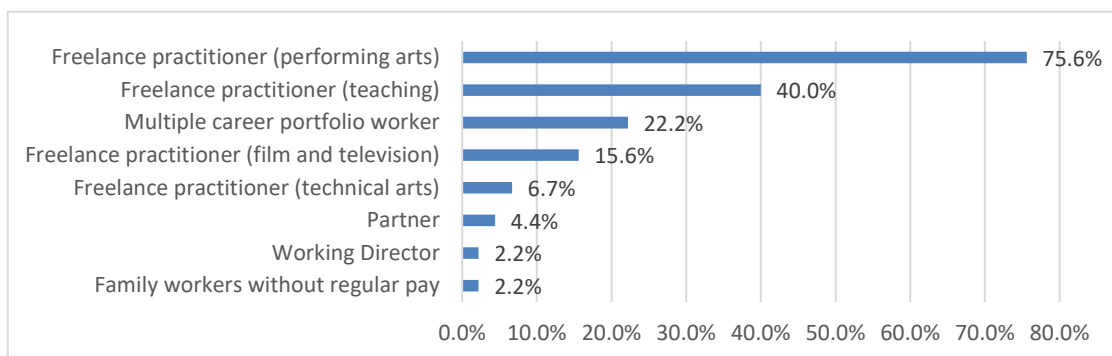
Most Recent Employers	No. of Respondents	Percentage Employed
Hong Kong Disneyland	14	15.4%
The Hong Kong Academy for Performing Arts	9	9.9%
Ocean Park Hong Kong	9	9.9%
Hong Kong Repertory Theatre*	6	6.6%
Hong Kong Dance Company*	5	5.5%
Chung Ying Theatre Company*	5	5.5%
The Hong Kong Ballet*	4	4.4%
West Kowloon Cultural District Authority	3	3.3%
Hong Kong Chinese Orchestra*	3	3.3%
Leisure and Cultural Services Department	2	2.2%
Hong Kong Philharmonic Orchestra*	2	2.2%
City Contemporary Dance Company*	1	1.1%
Zuni Icosahedron*	1	1.1%
Hong Kong Sinfonietta*	0	0.0%

\* Nine major performing arts groups

#### (4) Self-Employment Details<sup>4</sup>

(4.1) Freelance and project-based employment are popular options for performing arts graduates as this employment pattern allows flexibility to engage in various activities and to undertake further study.

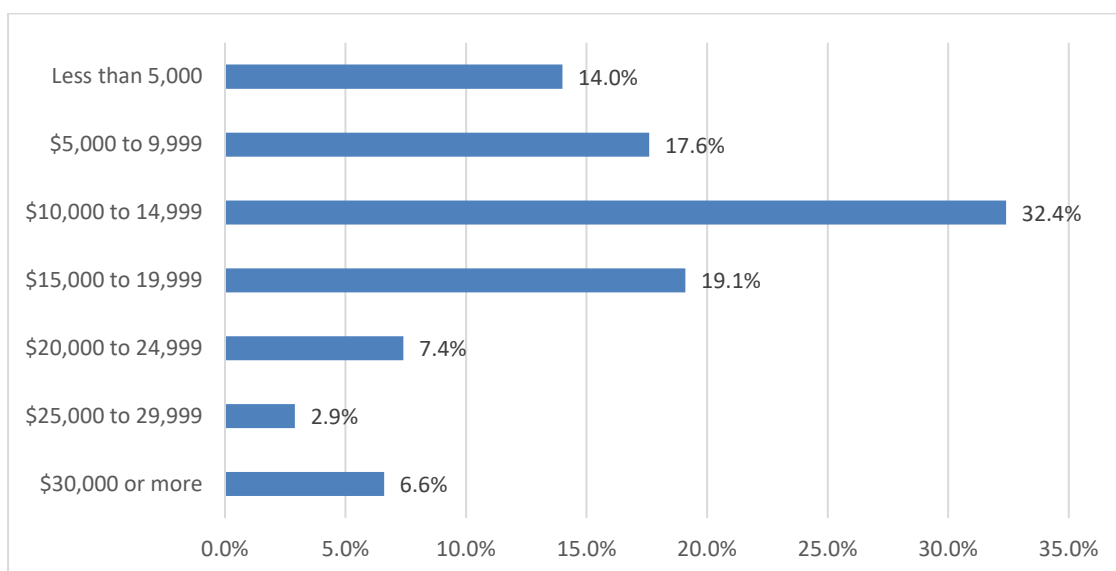
(4.2) Types of self-employment since graduation:



<sup>4</sup> Multiple response allowed as respondents might work with employment contracts from several employers, i.e. a portfolio career.

**(5) Average Monthly Income**

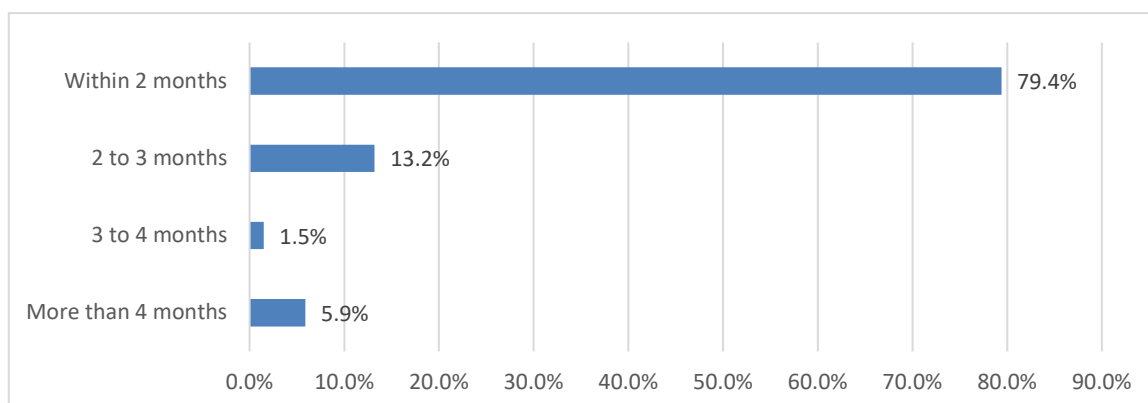
(5.1) The average monthly income (including bonus, commission and other cash allowance) of the respondents:



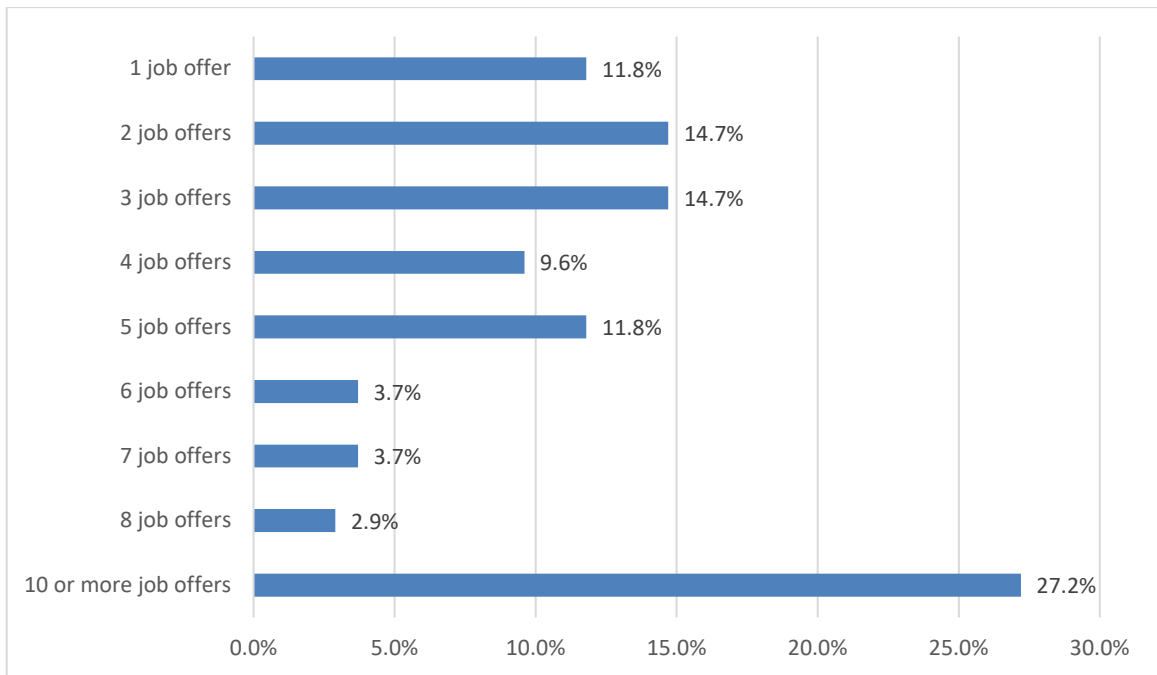
(5.2) 36% of the respondents earned HK\$15,000 or more per month this year.

**(6) Job-hunting**

(6.1) 67.5% of the respondents received their first job offer before graduation.



(6.2) Number of job offers (including any contracts with pay) received by the respondents:



(6.3) 47.1% of the working respondents learnt about the job opportunity from their “schoolmates”, 38.2% of them learnt about it from their “friends or relatives”, 16.9% from the “social media (Facebook, Twitter, LinkedIn, etc.)” and 16.9% from their “lecturers”.

## (7) Overall Learning Experiences

(7.1) All the respondents were required to evaluate the importance of the various skills they had developed during their time at the Academy to their present jobs.

(7.2) The mean scores of each item were calculated to reflect the importance of each item; the higher the score of one item, the more useful the item was.

(7.3) The mean ratings of “collaborate effectively with others”, “communicate competently and confidently”, “apply my knowledge, skills and experience” and “think and act independently” scored above 8 out of 10 marks.



## (8) Industry Experiences

(8.1) 84.7% of the respondents gained industry experience, including internship, work or performance experience outside of the Academy when studying at the Academy.

(8.2) Among these respondents, 68.7% of them gained the industry experience through the Academy. 57.8% of them gained the experience through the teachers of the Academy.

(8.3) 50.8% of these respondents gained such experience before graduation.

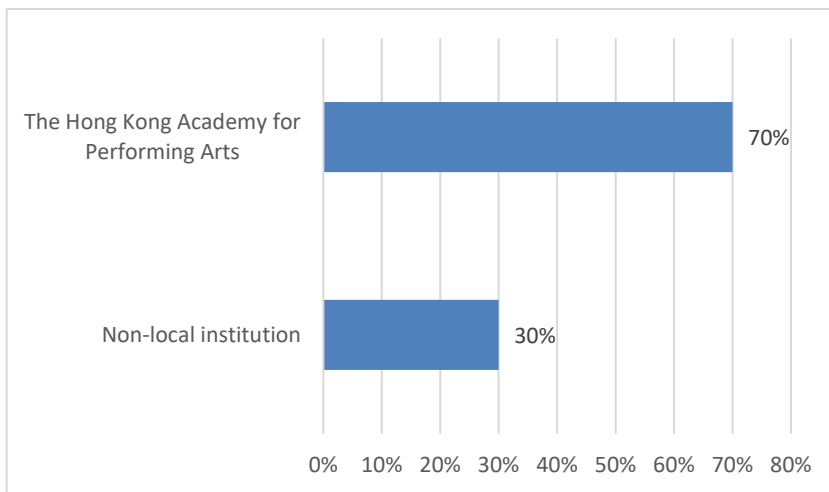
(8.4) A majority of the industry experience was gained from The Hong Kong Academy for Performing Arts, Ocean Park Hong Kong, Chung Ying Theatre Company, Hong Kong Disneyland and Leisure and Cultural Services Department.

(8.5) 12.6% gained their industry experience in nine major performing arts groups.

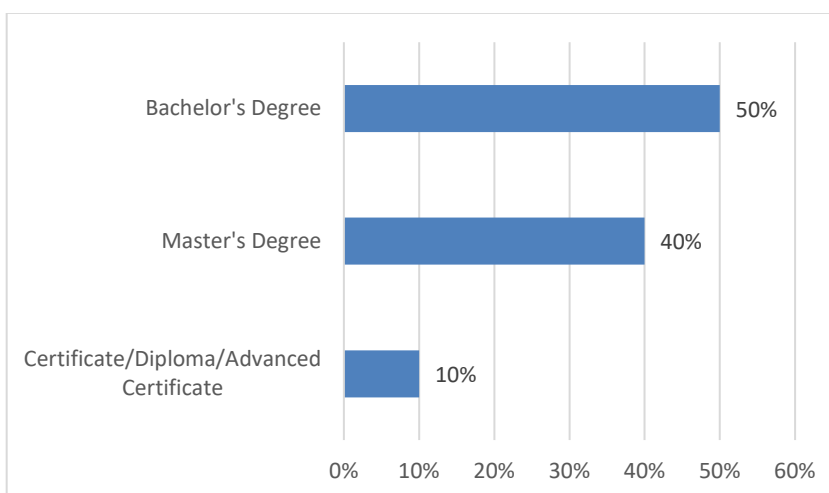
(8.6) 55.4% of these respondents scored 7 or above out of 10 marks that the industry experience was helpful / very helpful to seek job opportunities.

**(9) Further Studies**

(9.1) 70% of the studying respondents were pursuing further studies in the Academy. 30% were studying in “non-local institutions”.



(9.2) 40% of the studying respondents were enrolled in “Master’s Degree”, 50% in “Bachelor’s Degree” and 10% in “Certificate / Diploma / Advanced Certificate”.





(9.3) For those respondents who were pursuing their Bachelor's Degree, 60% of them had been studying in the Diploma programmes, 20% in Fast Track Vocational Certificate in Theatre and Entertainment Arts and 20% in Advanced Diploma programmes of the Academy.

#### **(10) Master's Degree Programme**

(10.1) 56.5% of Master's Degree respondents scored 7 or above out of 10 marks that obtaining a Master's Degree from the Academy had helped them to improve their career prospects.

(10.2) When asked which areas of the Master's Degree had added value to their future careers, 60.9% replied that it was the "Reputation of The HKAPA", 47.8% chose "Reputation of an MFA/MMus Degree of The HKAPA)", 43.5% chose "Curriculum and teaching".

– END –